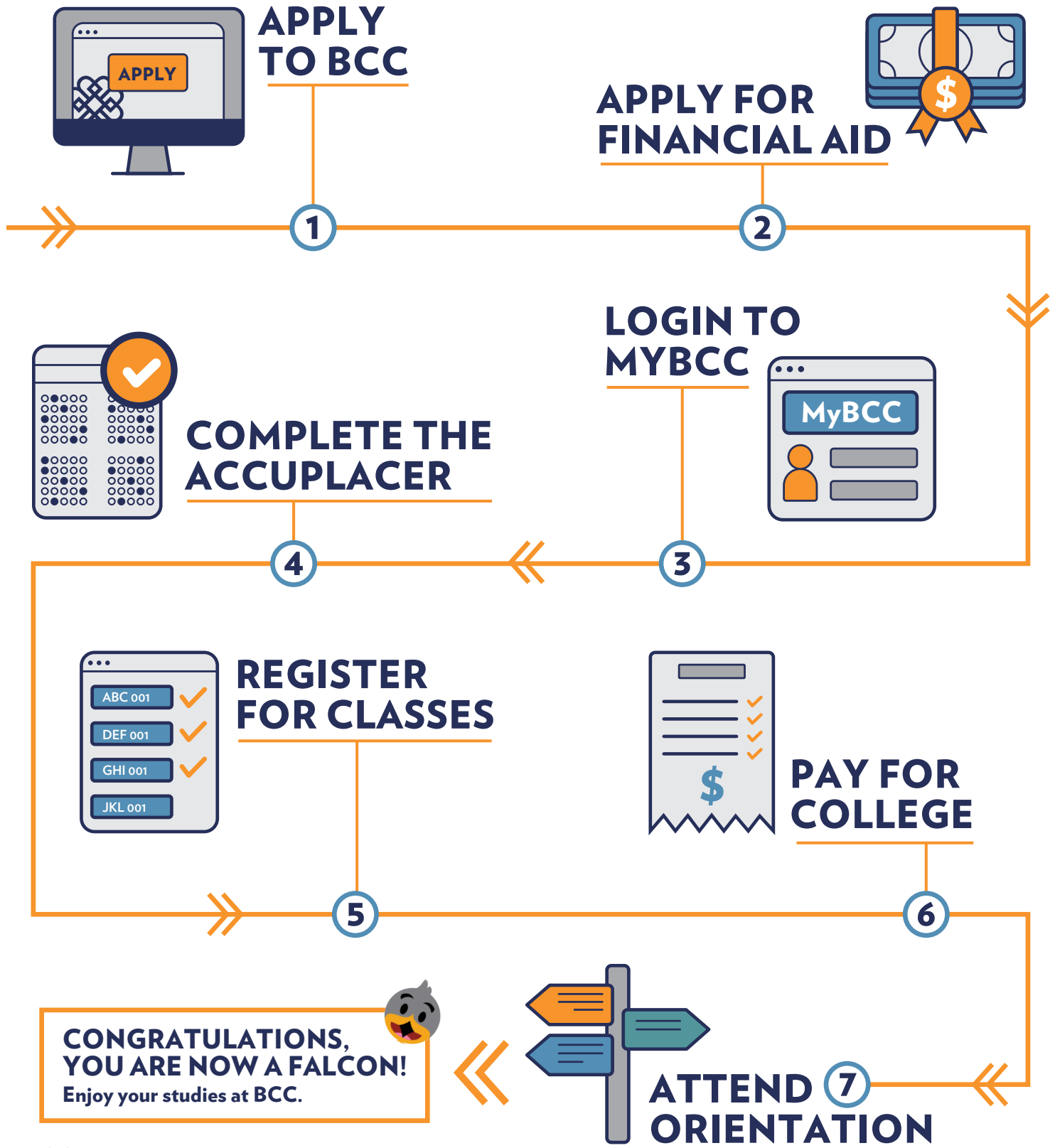


HOW TO

BECOME A STUDENT AT BCC



HOW TO BECOME A STUDENT **AT BCC**

1. APPLY TO BCC

berkshirecc.rapidapp.online

Email high school or college transcripts to admissions@berkshirecc.edu. Once the Enrollment Office receives your complete application package we will notify you by mail that you are accepted to BCC.



2. APPLY FOR FINANCIAL AID

berkshirecc.edu/fafsa

Get free money to attend BCC! File your FAFSA today. Each year, more than 80% of BCC students receive an average award of \$5,000. File by March 15 each year to get the most funding.



3. LOGIN TO MYBCC

berkshirecc.edu/mybcc


Set up your BCC email to receive important messages from the College. Student usernames are the letter "s" + your Student ID. For example, s0123456. Your password is the last six digits of your Social Security Number.



4. COMPLETE PLACEMENT TESTING

berkshirecc.edu/testing

Contact the Testing Center to make an appointment to take the Accuplacer. If you need accommodations for the test, contact Disability Services prior to testing. berkshirecc.edu/drc



5. REGISTER FOR CLASSES

berkshirecc.edu/advising

Contact Academic Advising to schedule an appointment with an academic advisor and select your courses.



6. PAY FOR COLLEGE

berkshirecc.edu/mybcc


Check your financial aid and billing status on MyBCC and make a payment online. Submit your Required Response Form and Student Health Insurance. Submit immunization records, if required.



7. ATTEND ORIENTATION

berkshirecc.edu/orientation

You will be invited to participate in an online student orientation prior to the start of classes, where you'll receive more information about available services, adjusting your course schedule, and more.



CONGRATULATIONS, YOU ARE NOW A FALCON!

Enjoy your studies at BCC.

